

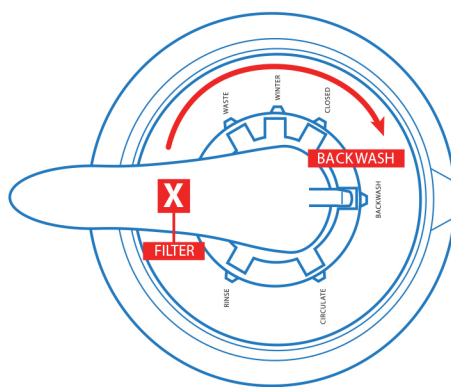


SAND FILTER TREATMENT


- Chemical quantities depend on pool gallonage and the amount of algae present.
- Is the pool light green or dark green? Dark green will require more Super Shock.
- Call or visit your local Great Escape pool store for accurate quantities.



1. Consistently run the filter system.



2. Backwash when necessary.



3. Brush all algae off pool walls.



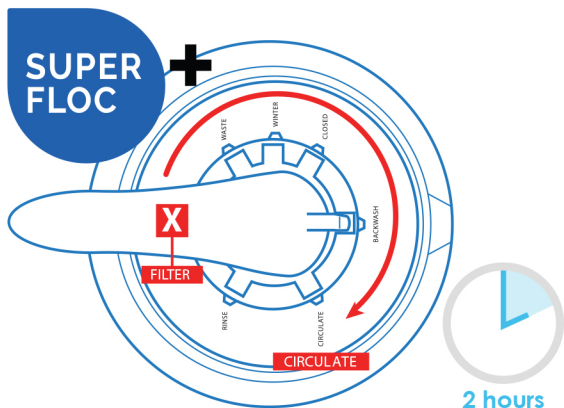
4. Balance the pH and Alkalinity to improve chlorine effectiveness.



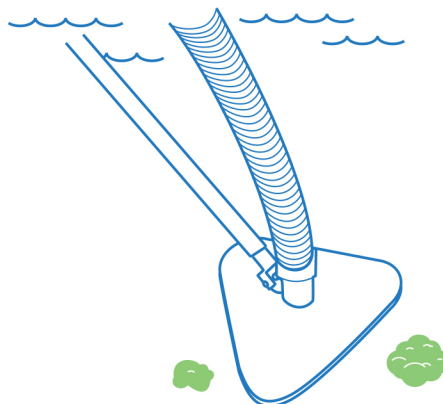
5. Apply Super Shock in the evening (1-2 lbs. per 10K gallons).



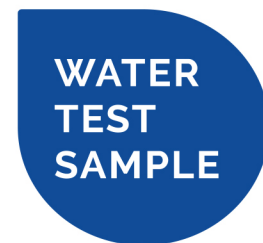
6. Kill off existing green algae.



7. Apply Super Floc and run the filter on "Recirculation" for 2 hours. Shut off and let algae settle.



8. Vacuum dead algae flakes to waste the next morning.



9. If problem continues, bring a water sample to your local Great Escape store for FREE digital water testing.

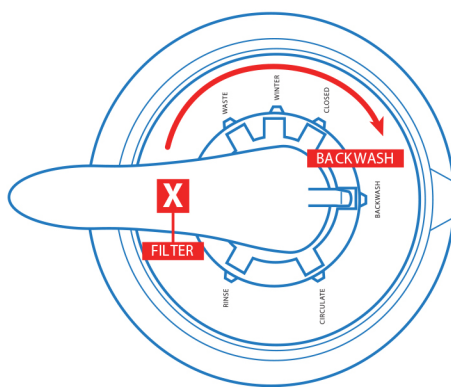


SAND FILTER TREATMENT

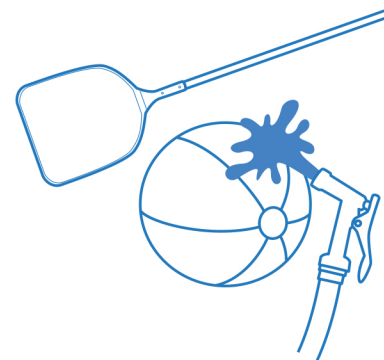
- Chemical quantities depend on pool gallonage and the amount of algae present.
- Yellow algae treatment requires much more chlorine than green, about 2-3 lbs. of shock per 10,000 gallons depending on how widespread the growth.
- Call or visit your local Great Escape pool store for accurate quantities.



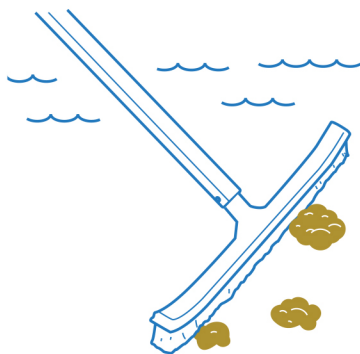
1. Consistently run the filter system.



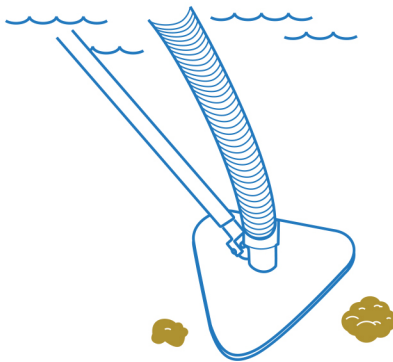
2. Backwash when necessary.



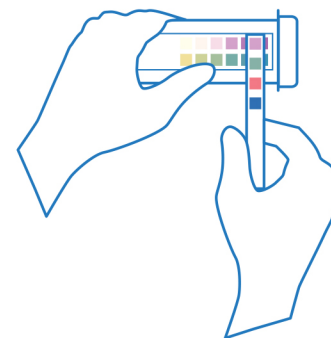
3. Clean all pool equipment and toys thoroughly.



4. Brush all sides to get algae free floating.



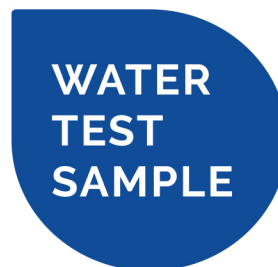
5. Vacuum algae out to **WASTE**, not into the filter.



6. Test water to check chemical balance.



7. Apply 2-3 lbs. per 10K gallons of Super Shock according to chemical balance and issue severity.



8. If problem continues, bring a water sample to your local Great Escape store for FREE digital water testing.

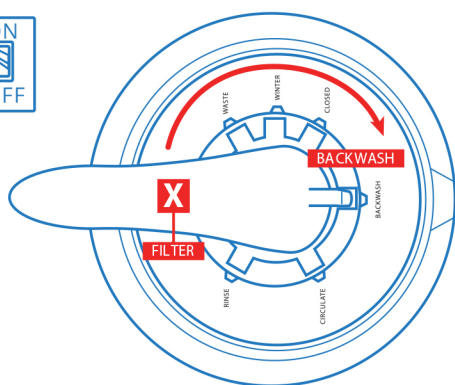


SAND FILTER TREATMENT

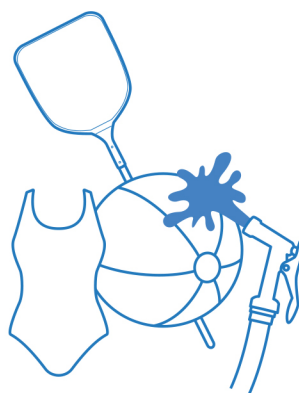
- Chemical quantities depend on pool gallonage and the amount of algae present.
- Black algae treatment is a tedious process and can test anyone's patience.
- Call or visit your local Great Escape pool store for accurate quantities.




1. Consistently run the filter system.



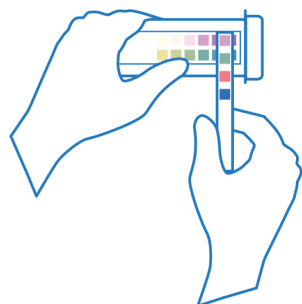
2. Backwash when necessary.



3. Clean all pool equipment, toys, and swimsuits thoroughly.



4. Vigorously brush all spots to remove as much algae as possible.




5. Test water to check chemical balance.



6. Apply 2-3 lbs. per 10K gallons of Super Shock according to chemical balance and issue severity.



7. Apply 1 quart of Algae Destroyer directly to water.



8. Vigorously brush again to remove more algae.



9. Repeat steps 4-7 every few days until the pool is algae-free.



10. Soak the cartridge in Filter Wash.



11. If problem continues, bring a water sample to your local Great Escape store for FREE digital water testing.