



77319 MIAMI

Popular Configurations

Note: Always assemble configurations from right hand facing to left hand facing components.

How We Measure

Height - measured from the highest point of the back pillow to the floor.

Depth - measured from the front edge of the seat cushion to the top of the back.

Width - measured from the widest point of the arm or arm pillow to the widest point of the opposite arm or arm pillow.

Arm Height - measured from the top of the arm to the floor.

Seat Height - measured from the crown of the seat cushion to the floor.

Warranty

Wood Frames, Springs or Webbing - ten year warranty

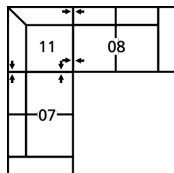
Metal Frames - two year warranty under normal household use

Motion Reclining Mechanisms - seven year warranty

Reclining Chairs, Sofabed Mechanisms and Sofabed Mattresses - two year warranty

Seat Cushion Foam and Fibre-filled

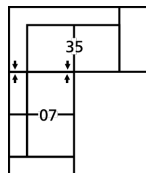
Components - five year pro-rated warranty



CONFIGURATION CB

102 x 102"

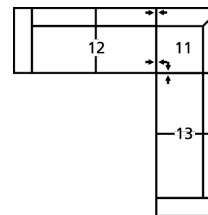
259 x 259cm



CONFIGURATION CE

102 x 88"

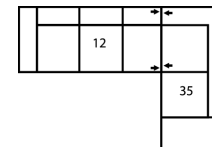
259 x 224cm



CONFIGURATION C0

126 x 126"

320 x 320cm



CONFIGURATION C9

126 x 88"

320 x 224cm