



41402 MEDIA

Popular Configurations

Note: Always assemble configurations from right hand facing to left hand facing components.

How We Measure

Height - measured from the highest point of the back pillow to the floor.

Depth - measured from the front edge of the seat cushion to the top of the back.

Width - measured from the widest point of the arm or arm pillow to the widest point of the opposite arm or arm pillow.

Arm Height - measured from the top of the arm to the floor.

Seat Height - measured from the crown of the seat cushion to the floor.

Warranty

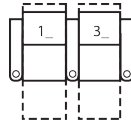
Wood Frames, Springs or Webbing - ten year warranty

Metal Frames - two year warranty under normal household use

Motion Reclining Mechanisms - seven year warranty

Reclining Chairs, Sofabed Mechanisms and Sofabed Mattresses - two year warranty

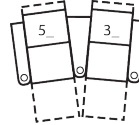
Seat Cushion Foam and Fibre-filled Components - five year pro-rated warranty



2 SEATS STRAIGHT (1 /3_)

73 x 65"

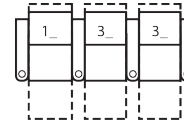
185 x 165cm



2 SEATS CURVED (5 /3_)

80 x 67"

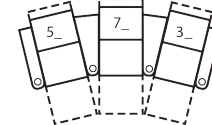
203 x 170cm



3 SEATS STRAIGHT (1 /3_ /3_)

106 x 65"

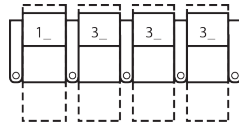
269 x 165cm



3 SEATS CURVED (5 /7_ /3_)

120 x 70"

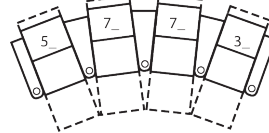
305 x 178cm



4 SEATS STRAIGHT (1 /3_ /3_ /3_)

138 x 65"

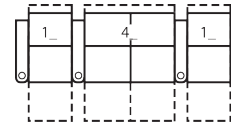
351 x 165cm



4 SEATS CURVED (5 /7_ /7_ /3_)

157 x 76"

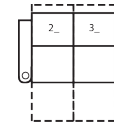
399 x 193cm



4 SEATS STRAIGHT (1 /4_ /1_)

131 x 65"

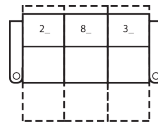
333 x 165cm



2 SEATS STRAIGHT (2 /3_)

66 x 65"

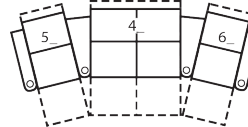
168 x 165cm



3 SEAT STRAIGHT (2 /8_ /3_)

91 x 65"

231 x 165cm



4 SEATS CURVED (5 /4_ /6_)

145 x 70"

368 x 178cm