



# 41032 FOREST HILL

## Popular Configurations

Note: Always assemble configurations from right hand facing to left hand facing components.

### How We Measure

**Height** - measured from the highest point of the back pillow to the floor.

**Depth** - measured from the front edge of the seat cushion to the top of the back.

**Width** - measured from the widest point of the arm or arm pillow to the widest point of the opposite arm or arm pillow.

**Arm Height** - measured from the top of the arm to the floor.

**Seat Height** - measured from the crown of the seat cushion to the floor.

### Warranty

**Wood Frames, Springs or Webbing** - ten year warranty

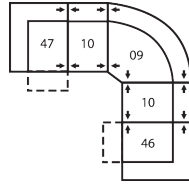
**Metal Frames** - two year warranty under normal household use

**Motion Reclining Mechanisms** - seven year warranty

**Reclining Chairs, Sofabed Mechanisms and Sofabed Mattresses** - two year warranty

**Seat Cushion Foam and Fibre-filled**

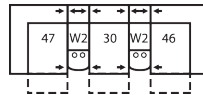
**Components** - five year pro-rated warranty



**CONFIGURATION MA**

102 x 102"

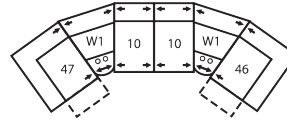
259 x 259cm



**CONFIGURATION MZ**

108 x 66"

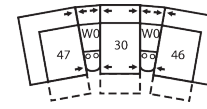
274 x 168cm



**CONFIGURATION MW**

150 x 76"

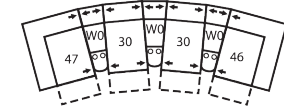
381 x 193cm



**CONFIGURATION MX**

112 x 70"

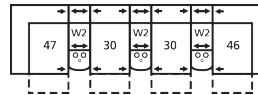
284 x 178cm



**CONFIGURATION MY**

151 x 73"

384 x 185cm



**CONFIGURATION M1**

145 x 66"

368 x 168cm