



# 41032 FOREST HILL

Dimensions shown as Width x Depth x Height. Specifications are correct at time of printing and are subject to change without notice.  
LHF - left hand facing RHF - right hand facing IA - inside arm to inside



04 Home Theater  
Ottoman  
44 x 28 x 19"  
112 x 71 x 48cm



09 Corner Curve  
48 x 48 x 39"  
122 x 122 x 99cm



10 Armless Chair  
24 x 40 x 39"  
61 x 102 x 99cm



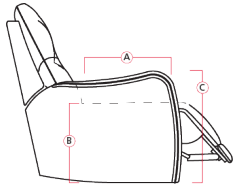
30 Armless Recliner  
60 Power Armless  
Recliner  
24 x 40 x 39"  
61 x 102 x 99cm



32 Rocker Recliner Chair  
31 Wallhugger Recliner  
Chair Pwr  
33 Swivel Rocker  
Recliner Chair  
35 Wallhugger Recliner  
Chair  
39 Power Rocker  
Recliner  
34 x 40 x 39"  
86 x 102 x 99cm  
IA: 24" / 61cm



46 RHF Recliner Chair  
47 LHF Recliner Chair  
66 RHF Power Recliner  
67 LHF Power Recliner  
30 x 40 x 39"  
76 x 102 x 99cm

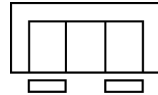


## Dimensions

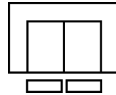
- A - Seat Depth - 21" / 53cm
- B - Seat Height - 19.5" / 50cm
- C - Arm Height - 22.5" / 57cm

## Features

- Hardwood, softwood and engineered wood products; all joints pinned & glued for uniformity & strength
- Back: Premium elastic webbing offers consistent suspension for the life of the product
- Seat: 8 gauge sinuous wire springs for superior ride and comfort
- Back filled with blown fibre
- Chaise styling for ultimate comfort and support in full recline
- Toggle power mechanism
- Touch button for power operation



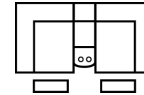
51 Sofa Recliner  
61 Power Sofa Recliner  
81 x 40 x 39"  
206 x 102 x 99cm  
IA: 69" / 175cm



53 Loveseat Recliner  
63 Loveseat Recliner  
Power  
58 x 40 x 39"  
147 x 102 x 99cm  
IA: 46" / 117cm



56 RHF Chaise  
57 LHF Chaise  
28 x 67 x 39"  
71 x 170 x 99cm



58 Loveseat Console  
68 Loveseat Console  
Pwr  
73 x 40 x 39"  
185 x 102 x 99cm



W0 Home Theater  
Wedge  
17 x 40 x 35"  
43 x 102 x 89cm



W1 45 Degree Wedge  
37 x 38 x 35"  
94 x 97 x 89cm



W2 Console  
13 x 40 x 35"  
33 x 102 x 89cm

## Options

- Stainless Steel Cupholder
- Antique Cupholder
- LED cupholder
- Tray tables
- Grommet only option available



# 41032 FOREST HILL

## Popular Configurations

Note: Always assemble configurations from right hand facing to left hand facing components.

### How We Measure

**Height** - measured from the highest point of the back pillow to the floor.

**Depth** - measured from the front edge of the seat cushion to the top of the back.

**Width** - measured from the widest point of the arm or arm pillow to the widest point of the opposite arm or arm pillow.

**Arm Height** - measured from the top of the arm to the floor.

**Seat Height** - measured from the crown of the seat cushion to the floor.

### Warranty

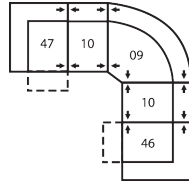
**Wood Frames, Springs or Webbing** - ten year warranty

**Metal Frames** - two year warranty under normal household use

**Motion Reclining Mechanisms** - seven year warranty

**Reclining Chairs, Sofabed Mechanisms and Sofabed Mattresses** - two year warranty

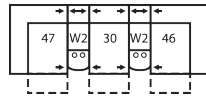
**Seat Cushion Foam and Fibre-filled Components** - five year pro-rated warranty



**CONFIGURATION MA**

102 x 102"

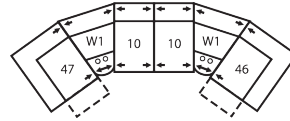
259 x 259cm



**CONFIGURATION MZ**

108 x 66"

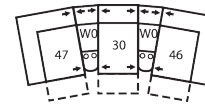
274 x 168cm



**CONFIGURATION MW**

150 x 76"

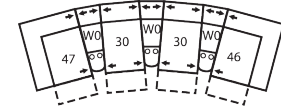
381 x 193cm



**CONFIGURATION MX**

112 x 70"

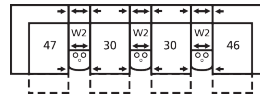
284 x 178cm



**CONFIGURATION MY**

151 x 73"

384 x 185cm



**CONFIGURATION M1**

145 x 66"

368 x 168cm