



# 77558 BARRETT

## Popular Configurations

Note: Always assemble configurations from right hand facing to left hand facing components.

### How We Measure

**Height** - measured from the highest point of the back pillow to the floor.

**Depth** - measured from the front edge of the seat cushion to the top of the back.

**Width** - measured from the widest point of the arm or arm pillow to the widest point of the opposite arm or arm pillow.

**Arm Height** - measured from the top of the arm to the floor.

**Seat Height** - measured from the crown of the seat cushion to the floor.

### Warranty

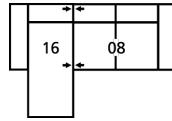
**Wood Frames, Springs or Webbing** - ten year warranty

**Metal Frames** - two year warranty under normal household use

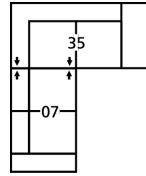
**Motion Reclining Mechanisms** - seven year warranty

**Reclining Chairs, Sofabed Mechanisms and Sofabed Mattresses** - two year warranty

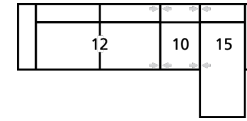
**Seat Cushion Foam and Fibre-filled Components** - five year pro-rated warranty



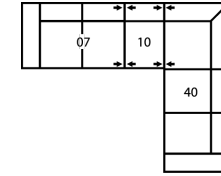
**CONFIGURATION CB**  
96 x 96"  
244 x 244cm



**CONFIGURATION CE**  
91 x 96"  
231 x 244cm



**CONFIGURATION CF**  
194 x 38"  
493 x 97cm




**CONFIGURATION CH**  
121 x 96"  
307 x 244cm



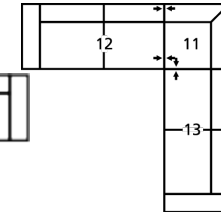
**CONFIGURATION CK**  
168 x 38"  
427 x 97cm



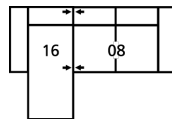
**CONFIGURATION CR**  
116 x 38"  
295 x 97cm



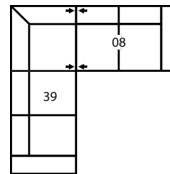
**CONFIGURATION CU**  
220 x 38"  
559 x 97cm



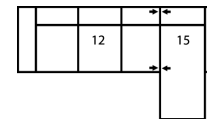
**CONFIGURATION C0**  
122 x 122"  
310 x 310cm



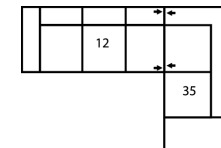
**CONFIGURATION C1**  
90 x 59"  
229 x 150cm



**CONFIGURATION C2**  
96 x 96"  
244 x 244cm



**CONFIGURATION C8**  
116 x 59"  
295 x 150cm



**CONFIGURATION C9**  
91 x 122"  
231 x 310cm